

15W ABS Projection Loudspeaker

- Weatherproof Sound Projector
- Suitable for Speech & Music
- Can be supplied to meet the Requirements of BS5839:8
- Easy to Install using Stainless Steel Bracket



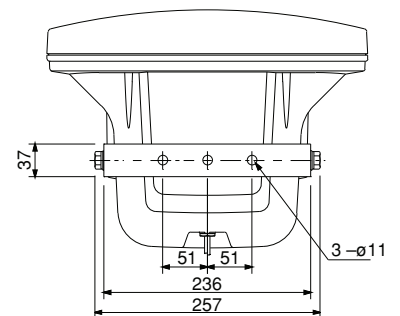
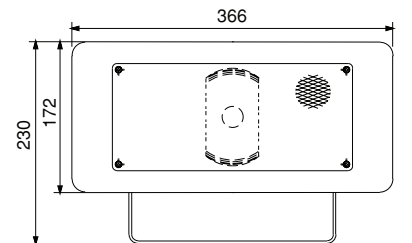
Projection Speaker with improved directivity characteristics, ensuring uniform and clear sound dispersion. Surface mounted c/w bracket ideal for applications where a high quality reproduction of voice and music is required.

This unit is splash-proof therefore suitable for a wide variety of indoor and outdoor applications.

Ideal Applications

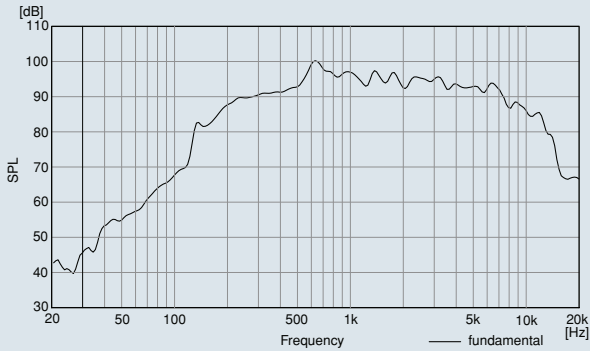
- Pool Area
- Theatres
- Shopping Malls
- Leisure Complexes

Dimensions (mm)



Technical Specification

Frequency Response



Technical Specification:

Rated Input	15W
Rated Impedance	100 V line : 670 Ω (15 W), 1 k Ω (10 W), 2 k Ω (5 W) 70 V line : 330 Ω (15 W), 670 Ω (7.5 W), 1 k Ω (5 W), 2 k Ω (2.5 W)
Sound Pressure Level	97 dB (1 W, 1 m)
Frequency Response	150 – 15,000 Hz
Speaker Component	12 cm cone – type dynamic speaker (treated for splash proof)
Horizontal Directivity	Constant directivity horn 90° ($\pm 45^\circ$ horizontal from front axis) Over 93 dB (1 W, 1 m), 3 kHz at $\pm 45^\circ$
Speaker Code	2 – core cabtype cord with diameter of 6 mm
Finish	Horn, cover : ABS resin, off – white, paint Bracket : Stainless steel Net : Aluminium, gray, paint Screw : Stainless steel
Dimensions	366 (W) x 230 (H) x 272 (D) mm
Weight	2.8 kg

Polar Pattern

