

## 6" Ceiling Loudspeaker

- Optional mild steel fire dome
- Optional 150°C thermal fuse
- Optional ceramic terminal block
- Optional fire resistant internal cabling
- Optional DC blocking capacitor
- Optional Fully compliant with BS5839 Pt 8



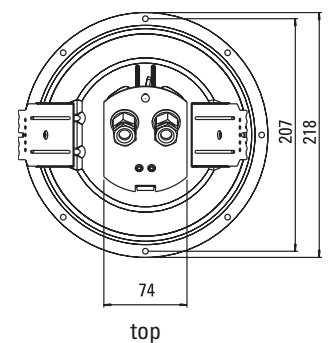
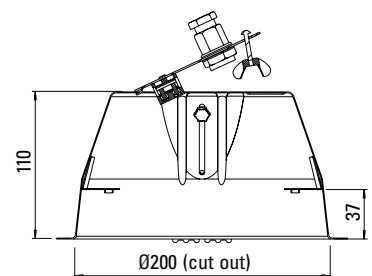
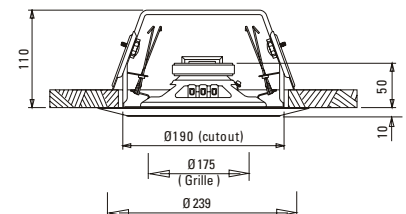
6", flush mount ceiling speaker with innovative fitting system for fast and simple installation.

This loudspeaker has been carefully designed to satisfy the most critical eye. This unit is stylish yet unobtrusive and can be supplied with or without fire domes.

Made from a pressed steel epoxy coated chassis incorporating a twin cone driver, which has a wider frequency range than the standard single cone, this makes this loudspeaker more suitable for use in applications where background music is a primary requirement.

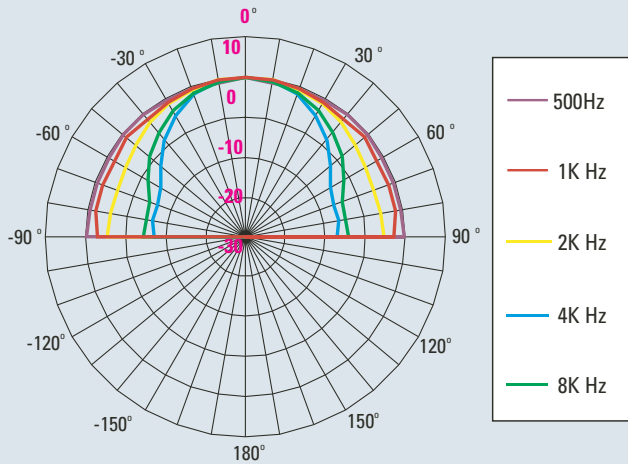
As a version in compliance with BS5839 Part 8 this loudspeaker incorporates a ceramic terminal and thermal fuse and are, therefore, suitable for use in voice alarm applications.

### Dimensions (mm)



# Technical Specification

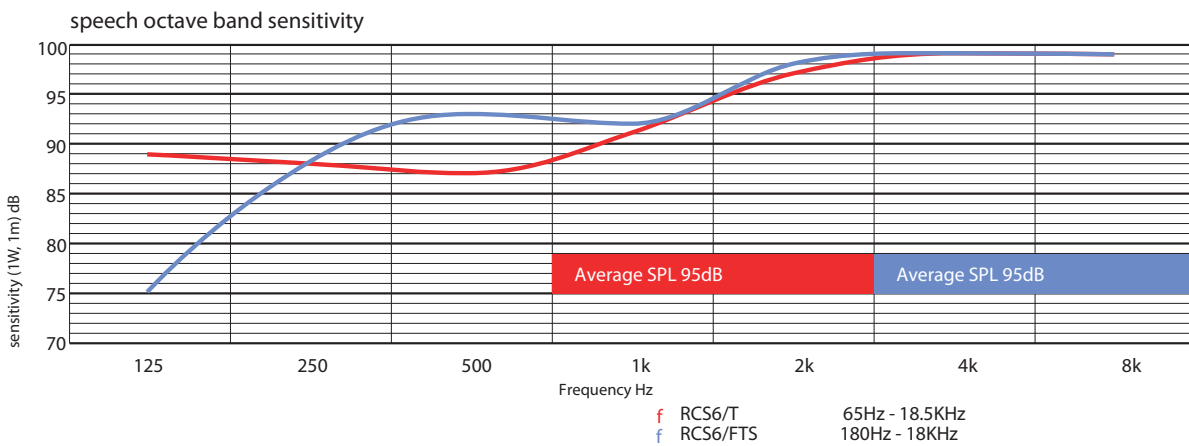
## Polar Pattern



## Technical Specification:

Power Handling	6 watts
Rated Input	100 volt
Transformer Tappings	6, 3, 1.5, 0.75, 0.25 watts
SPL (1w/1m)	92dB
Max SPL (rated/1m)	97dB
Frequency Response	85Hz – 18.5kHz
Dimensions (diameter x depth)	239mm x 110mm
Cutout Size (diameter)	198mm
Material	Steel
Weight (inc. packaging)	1.1 kg
Colour	White RAL9016
Stock Code	200-060-16-C

## Frequency Response



Company Policy is one of continuous improvement, we reserve the right to change specification without prior notice

**Protec Fire Detection Plc, Protec House, Churchill Way, Nelson, Lancashire, BB9 6RT**

**Tel: 01282 717171 Fax: 01282 717273 Web: www.protec.co.uk Email: sales@protec.co.uk**