

- Infra-Red Transmitter and Receiver
- Technician Friendly
- Simple Menu System
- Protec Algo-Tec™ 6000 Protocol
- Low Power Usage
- FAST™ Addressing
- Cost Effective



**6000/FIREBEAM40 Optical Beam Smoke Detector** - The Protec Algo-Tec™ 6000/FIREBEAM40 Addressable Loop Powered Reflective Optical Beam Smoke Detector includes a motorised head unit containing an infra-red transmitter and receiver, a ground level controller and prism reflector. Making use of the prism reflector the returned infrared beam is analysed for smoke contamination and registers a fire condition at a pre determined level.

At ground level the controller unit is used to make operational adjustments. The standard unit covers a range of 5 to 40 metres. To increase the beam range additional reflectors are added. We have 2 kits available; FIREBEAM40/80KIT for a range of 40 to 80 metres, and FIREBEAM80/100KIT for a range of 80 to 100 metres.

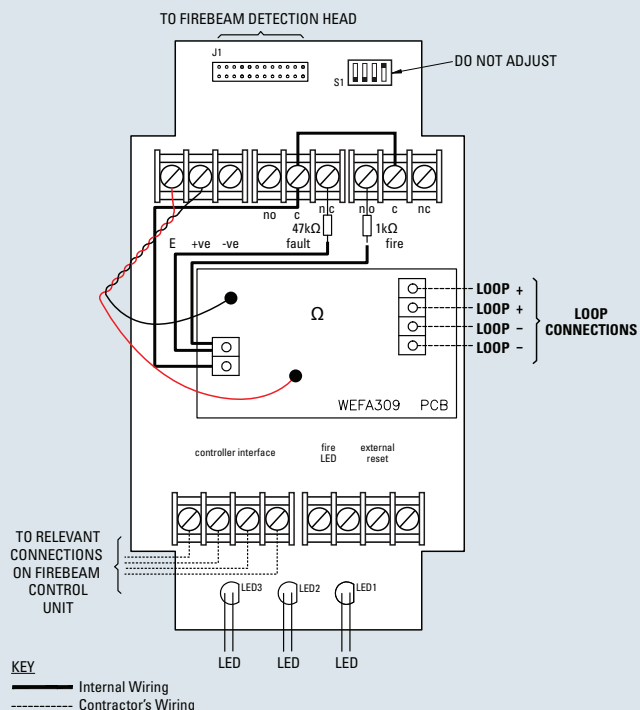
The Protec Algo-Tec™ 6000/FIREBEAM40 is a loop powered, interactive digital addressable device and is compatible with the Protec Algo-Tec™ 6000 range.

The 6000/FIREBEAM40 head incorporates microprocessor controlled motors that intelligently align the head at all times. When first commissioned the head accurately aligns itself, and in operation the head will re-align should there be building movement, a problem with new build settlement and environmental change. The units unique ability to self align means that high level re-adjustment because of this, is no longer required, saving time, disruption and cost. The motorised head means greater reliability that will reduce troublesome false alarms.

Maintenance is also simplified as the low level controller has a simple menu system viewed through an LCD screen. All adjustments can be made at ground level including a test procedure and full diagnostics.

# Technical Specification

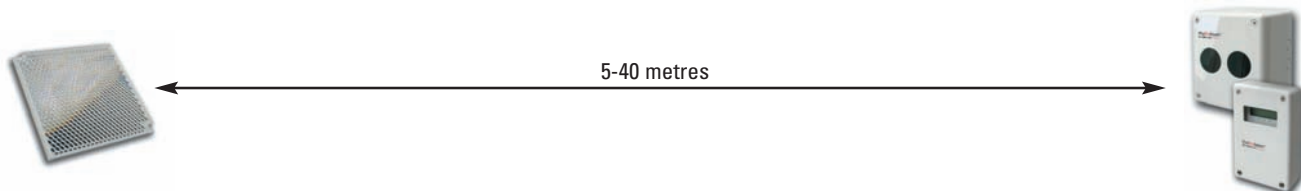
## Wiring Diagram



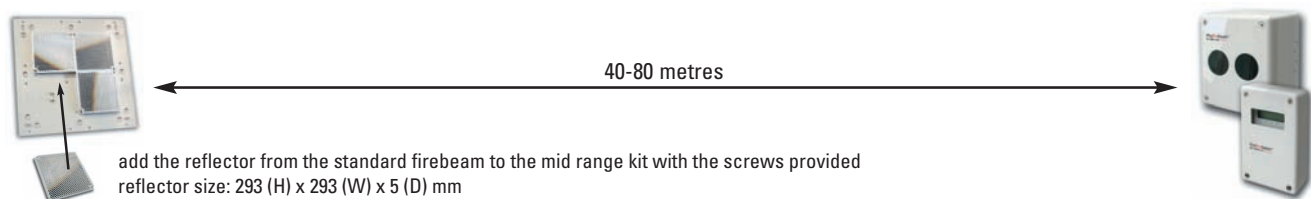
## Technical Specification

Construction	Housing: white high heat abs UL94 HB
Ingress Protection	IP65
Environment	-10°C to 55°C (10 to 95% R.H. non condensing)
Weight	Approx: Head 1Kg / Controller 0.5Kg
Dimensions (mm)	Beam Head - 155(W) x 180(H) x 137(D) Controller - 120(W) x 185(H) x 62(D)
Time to Fault	Adjustable between 2s to 60s
Time to Fire	Adjustable between 2s to 30s
Sensitivity	Fully adjustable between 25% to 50%
Loop Voltage	18 - 28V
Loop Standby Load	3.65mA
Loop Alarm Load	7mA
Isolator	Yes
Device Protocol	Algo-Tec™ 6000

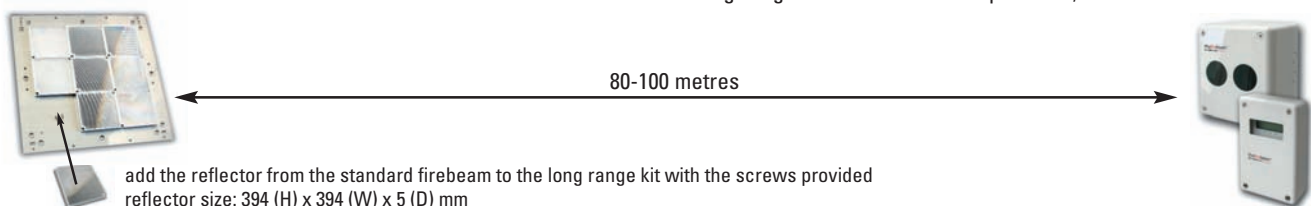
**5-40 metres - The standard 6000/FIREBEAM40** - The standard firebeam comes boxed with the head unit, low level controller, one reflector, 3mm allen key, test filter and quick start installation guide this should be used for distances over 5m and up to 40 meters



**40 - 80 metres - The standard 6000/FIREBEAM/40 + mid range 6000/FIREBEAM40/80 kit** - For distances of 40 to 80 meters you will need to use the standard firebeam and a mid range extension kit (the mid range kit comes with a backing plate and 3 extra reflectors, you will need to add the reflector from the standard kit to the mid range kit with the screws provided)



**80 - 100 metres - The standard 6000/FIREBEAM40 + 6000/FIREBEAM80/100 kit** - For distances of 80 to 100 metres you will need to use the standard firebeam and a long range extension kit (the long range kit comes with a backing plate and 8 extra reflectors, you will need to add the reflector from the standard kit to the long range kit with the screws provided)



Company Policy is one of continuous improvement, we reserve the right to change specification without prior notice

**Protec Fire Detection Plc, Protec House, Churchill Way, Nelson, Lancashire, BB9 6RT**

**Tel: 01282 717171 Fax: 01282 717273 Web: www.protec.co.uk Email: sales@protec.co.uk**