

- Protec Algo-Tec™ 6000 Protocol
- Ideal for Detection of Clean Burning Fires
- Devices Display Address Number
- Easy To Address
- FAST™ Addressing
- Reduced False Alarms




The Protec Algo-Tec™ 6000 interactive fire sensors form a range of elegantly designed, aesthetic, low profile detectors that blend unobtrusively into modern working environments. All sensors are interchangeable with a variety of base options, including isolator bases, high efficiency sounder bases and combined sounder beacon bases. All sensors incorporate a discreet anti-tamper security screw and latching 'FIRE' LED indicator with the facility to activate a remote indicator unit.

The Protec Algo-Tec™ 6000 intelligent fire sensors utilise advanced discriminating algorithms for maximum reliability and immunity to false alarms. The Protec Algo-Tec™ 6000 sensors learn from their environment, applying interactive decision making algorithms to provide stability, threshold compensation and optimised performance.

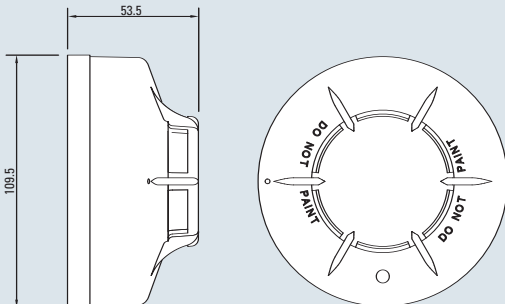
6000/ION Interactive Addressable Ionisation Smoke Sensor utilises the dual chamber, single source principal to provide optimum response to visible and invisible smoke particles.

The intelligent sensor data is evaluated by the Protec Algo-Tec™ 6000 interactive programmable algorithms. The chamber design inhibits false alarms by providing strong immunity to high air velocities, contamination and R.F. interference. Particularly responsive to clean burning fires, the 6000/ION is suitable for high risk areas, solvent stores, rapid fire growth areas and computer rooms.

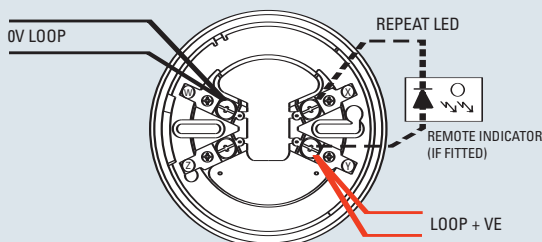


6000/ION Technical Specification

Dimensions



Typical Wiring using 6000/BASE



Technical Specification:

Environment	-10°C to 50°C
Ingress Protection	95% R.H. non condensing
Applicable Standard	EN54 Part 7 : 2000
Weight (excluding base)	119g
Loop Powered	Yes
Loop Standby Load	520µA
Loop Alarm Load	3.5mA
Device Protocol	Algo-Tec™ 6000

FAST™ Addressing

FAST™ (Firmware Addressed Secure Technology). Each Algo-Tec™ 6000 device is manufactured with a unique serial number factory programmed (firmware embedded) and device label. The label includes the serial number on 2 bar-coded segments, 2 of which are removable by the installer (one is a spare). The label is attached to an address location booklet, which is handed to the engineer prior to commissioning. During commissioning the engineer scans the address location booklet to download the loop, address and serial number details. The downloaded data is then checked and stored within the secure non-volatile memory of the control panel and the addressing is complete. FAST™ and easy eliminating troublesome and time consuming setting of address cards and DIL switches. FAST™ addressing is more secure than 'SOFT ADDRESSING' and easier to extend or amend, allowing greater flexibility and reduced costs.

RVAV™

RVAV™ (Remote Visual Address Verification). Once the system has been FAST™ addressed the correct location of each Algo-Tec™ device can be easily identified, using the device's in-built LED to indicate the device address number. The LED has a simple coded pulse, making it quick and easy to count. Because the control panel sends the RVAV™ signal to each device, the RVAV walk test is confirming that the devices are correctly addressed and correctly communicating. As-fitted Drawings and device labels can also be checked during RVAV™ walk test, without the disruption of activating devices commonly associated with other manufactures of system.

BASE Options:

6000/BASE

Low profile common mounting base

6000/ASB2

Addressable loop powered electronic sounder base

6000/ASBEA2

Addressable loop powered electronic sounder beacon base

6000/DIB

Dual loop short circuit isolator base

6000/SB

24V DC Electronic sounder base

6000/SBEA

24V DC Electronic sounder beacon base

