



Fire and Smoke Door Control Systems

Protec

Protec Fire Detection plc

FIRE & SMOKE

DOOR CONTROL SYSTEMS

996 Series Door Controls

In order to meet the requirements of the Disability Discrimination Act and the revision to the building Regulations, Part M:2004 it is necessary to consider carefully the use of conventional door closers on entrance doors and other circulation doors within a building. The Protec 996 is a single action electromagnetically controlled closing device, door mounted with an arm set enabling on-site choice of 'hold open' or 'free swing' function, effective by means of a single change on installation.

The unit is available in two models:

996/01 - App 1 or App 61 - where the unit is either door mounted to 'pull' side of door or transom mounted to 'push' side of door.

996/66 - App 66 - where the unit is door mounted to 'push' side of door. All models are self handling.

Hold Open - The angle of 'hold open' can be adjusted from approximately:

App 1: 85° - 95° and 103° - 110°

App 61: 85° - 95°

App 66: 65° - 85° and 90° - 105°

For optimum performance door stops should be fitted just beyond these angles.

Free Swing - By selecting the function on the arm set, the closer arms and the door are allowed to pivot independently of the closer and catch plate.

The catch plate can be adjusted to vary the angle of free swing from approximately:

App 1 and App 61: 85° - 95°

App 66: 65° - 85°

Please note: While in free swing mode, the door is not under the control of the closer and cannot be prevented from slamming under the influence of wind or draught.

Although the door can open to 105° (App 1 and App 61) and 180° (App 66), it is recommended that a stop should be fitted just beyond the set free swing angle.

Order Codes

996/01 (67-226-74) - App 1 or App 61 Dual function hold open/free swing unit.

996/66 (67-227-75) - App 66 Dual function hold open/free swing unit.

996 Series Technical Data

Recommended door size limits for size 3 closers		
Closer Type	Max. Door Width	Max Door Weight
App 1, App 61 and App 66	950mm	60kg

Dimensions:

305mm (long) x 57mm (deep) x 92mm (projection)

Power Requirements:

24V dc 90mA nominal.

Finishes:

Silver steel covers are Zintex treated for protection against corrosion and come as standard. Gold, brown-bronze etc are available on request.



996 Series - App 1



996 Series - App 61



996 Series - App 66

Fire Door Retainers



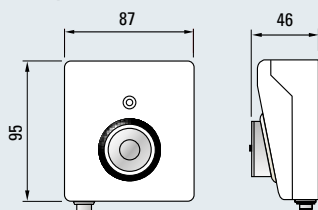
Concept '90



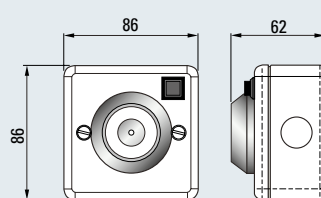
DRW Traditional Door Retainer

Technical Specification	Concept '90	DRW Traditional
Supply Voltage	24V dc or 230V ac	24V dc or 230V ac
Holding Force	200N or 500N	200N (+20%)
Power Rating	1.15W	1.15W
Residual Holding Force	Zero	Zero
Ambient Temperature	0 - 40°C	-10 to 50°C
Protection	IP51	IP51
Casing	White Fire Resistant ABS	Steel
Weight	360g / 500g	420g / 530g

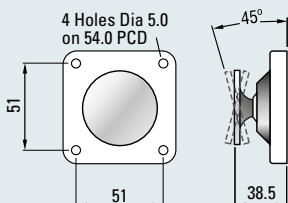
Concept '90 Door Retainer



DRW Traditional Door Retainer



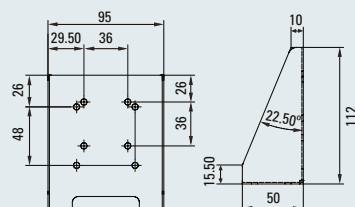
Keeper Plate



DRF Floor Mounting Bracket



DRF Floor Mounting Bracket



Suitable for floor mounting both Concept '90 and DRW traditional range door retainer units.

Order Code - DRF (67-208-64A) Optional Floor Mounting bracket.

Fire Door Retainers

Electromagnetic Fire Door Holders are designed to hold open Fire Doors in any areas where easy Disability Discrimination Act access is essential, and can be used in conjunction with any suitable fire alarm systems. When an alarm is triggered, power to the door holder is cut, allowing the fire door fitted with it's standard closing mechanism, to shut automatically.

Concept '90 Door Retainer

Surface mounted, and is housed in a white Fire resistant ABS casing. Type tested to meet EN1155, knockouts for surface or back cable entry, and a spring loaded pin to give zero residual holding force when de-energised.

Order Codes

C90024 (67-213-69) - 24V dc Door Retainer Unit

C90240 (67-214-70) - 230V ac Door Retainer Unit

DRW Traditional Door Retainer

The ever popular DRW range has been successfully marketed over many years. Rugged, dependable performance suitable for all applications, in particular where the moisture ingress protection is not called for.

Order Codes

DRW024 (67-209-65) - 24V dc Door Retainer Unit

DRW240 (67-210-66) - 230V ac Door Retainer Unit

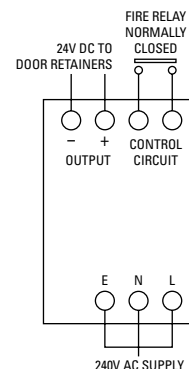
PFSR Power Supplies

Protec have designed a range of PFSR - 24V dc unregulated power supplies, to power and control electro-magnetic door retainer devices. Housed in a sheet steel enclosure with 20mm cable entries, finished in black epoxy powder coating.

Order Codes	Recommended number of retainer units @ 100mA each	Max Current
PFSR4	1-4	0.45A
PFSR10	4-10	1.25A
PFSR30	10-30	3.25A
Dimensions (mm)		230 x 158 x 88



PFSR Power Supply



IMPORTANT

Power for ancillary devices must not be drawn from the alarm system except under alarm conditions (BS 5839 Part 1). Therefore door controls require a separate power supply



**Protec Fire Detection Plc,
Protec House,
Churchill Way,
Nelson,
Lancashire,
BB9 6RT**

© 2011 - 2016 Protec Fire Detection plc
Company Policy is one of continuous improvement, we reserve the right to change specification without prior notice

Tel: 01282 717171 Fax: 01282 717273 Web: www.protec.co.uk Email: sales@protec.co.uk