



Gasmaster

Gas Detection Control Panels


- Large display
- User friendly
- Versatile input and output functions
- Modular design
- Up to four detectors



1-4 Channel Gas Detection Control Panel

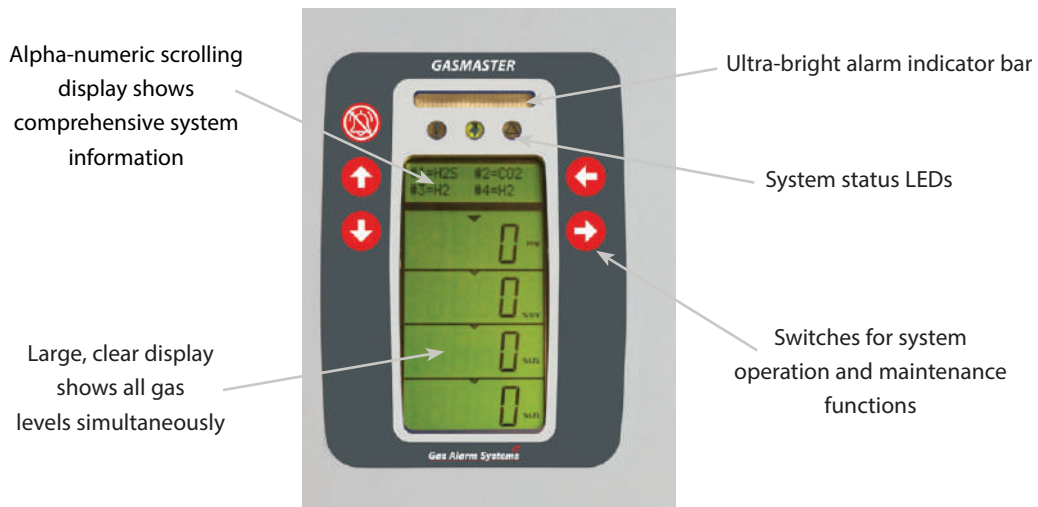
When lives and property are at risk and you need gas detection equipment that is totally reliable, you need Gas Alarm Systems. For over 15 years Gas Alarm Systems has been developing and manufacturing high quality products with a reputation for reliability and technical innovation.

Our robust and reliable range of gas detection control panels allows you to monitor a range of toxic and/or flammable gas detectors, flame detectors and smoke/heat detectors, simply and easily.



Gasmaster is a compact but powerful control system that combines simple operation with an extensive array of input and output functions.

Gasmaster provides all the information you need about your gas and fire detectors at a glance. The large multi-lingual display shows gas levels from all detectors simultaneously, and enables system adjustment and testing using buttons on the front panel. Gasmaster can operate 'stand-alone' or interface with any alarm devices and control systems using a selection of outputs.




Large display

All gas levels are displayed simultaneously	Enables full systems status check at a glance
Alarm messages can be customised to indicate the name or location of any detector in alarm	
The LCD can be set to display in many languages	

User friendly

Menu system is intuitive and easy to use	Enables configuration changes to be made easily
All functions, from day-to-day operation to re-calibration, can be carried out from the front panel	Routine testing can be performed rapidly
Event log feature	Enables system fault and alarm history to be viewed

Gasmaster internal arrangement



Versatile input and output features

Provides analogue, relay and Modbus outputs	Facilitating communication around the site
Flexibility	Gasmaster can monitor up to four detectors in virtually any combination of gas detectors, fire zones or Environmental Sampling Unit*
	Software enables re-configuration and event log upload in an instant**
Two levels of independent alarm per channel	Can be configured to suit site requirements
Remote inhibit and reset facilities	Enables control from any point on your site
Compatible with 4-20mA or mV pellistor type gas detectors	mV pellistor detectors reduce system purchase and maintenance costs

Modular design

You only need to purchase the required number of input modules	1, 2 and 3 channel systems can be extended later by adding additional modules***
--	--

* Contact Gas Alarm Systems for details

** Event Log access requires optional PC communications kit

*** Gasmaster 4 only

Size	288 x 278 x 110mm (11.3 x 10.9 x 4.3 ins)		
Weight	4.5kg (10lbs)		
Enclosure material	Back-box: cast aluminium Front cover: ABS (flame retardant)		
Ingress protection	IP65		
Power	100-240Vac 50-60Hz or 20-30Vdc, 60W max		
Battery back-up	1.2Ah batteries fitted internally		
Operating temperature	-10°C to + 50°C (14°F to 122°F)		
Humidity	0 to 95% RH non-condensing		
Inputs	Gas	One 2 or 3 wire 4-20mA gas detector (sink or source) or mV pellistor flammable gas detector	One to four 2 or 3 wire 4-20mA gas detectors (sink or source) or mV pellistor flammable gas detectors
	Fire	One loop of up to 20 conventional smoke/heat detectors or manual call points, or one flame detector (4-20mA or digital contact signal)	One to four loops of up to 20 conventional smoke/heat detectors or manual call points, or one to four flame detectors
	Environmental Sampling Unit	For use with one Gas Alarm Systems ESU fan	For use with one to four Gas Alarm Systems ESU fans
	Remote inhibit	Via normally open contact	
	Remote reset	Via normally open contact	
Outputs		Relays DPCO contacts rated 250Vac 8A. Relays can be set as energised or de-energised, latching or non-latching, latching acceptable	Low alarm. High alarm. Fault. Alarm relays can be set for rising or falling alarms. Hysteresis can be adjusted on low alarms
	A/V alarm drive	12Vdc or 24Vdc 650mA max. drive. Suitable for +ve or -ve switched alarms	
	Analogue	4-20mA (current source, max. loop resistance 700Ω) or 1-5Vdc (min. load 50kΩ)	4-20mA for each channel (current source, max. loop resistance 700Ω) or 1-5Vdc (min. load 50kΩ)
	Serial link	RS-485 Modbus RTU for monitoring and control via DCS/SCADA/PLC systems	
Communications port	Optional port for PC configuration and event log upload		
Event logging*	Time-stamped log of up to 300 alarms, fault or system intervention activities		
Panel indication	LCD back-lit display shows gas level (in ppb, ppm, % volume or % LEL units), and scrolling alpha-numeric status indication. LED's for Alarm, Fault, Power and Warning. Integral 85dB sounder (at 10cm)		
Approvals	EMC: EN50270, EN60945, FCC Part 15, ICES002 ATEX: EN60079-25:2010		
Functional safety	Validated to IEC61508 SIL2		

*Event log access requires a Gasmaster PC communications kit and communications port.



ATEX

Compatible Devices:



Industry-standard gas detectors



Sounders and Beacons
Safe area, intrinsically safe or flameproof options



Up to 20 fire/heat detectors per zone



Fan control for Crowcon's Environmental Sampling Unit

