

6000PLUS/OPHT Optical Smoke and Heat Sensor

- Dual Technology Sensor
- Combined Smoke and Heat Sensors
- Ideal Multi-Application Sensor
- Independent Channel Control
- Day/Night Operation
- Protec Algo-Tec™ 6000PLUS Protocol
- Devices Display Address Number
- FAST™ Addressing
- Reduced False Alarms



The Protec Algo-Tec™ 6000PLUS sensor range has been developed to incorporate advanced fire sensing technology, electronic sounders, high intensity LED warning beacons and speech enhanced talking sounder capability, all integrated within the sensor head and powered from the loop.


6000PLUS/OPHT Interactive addressable high performance optical smoke and heat multi-sensor.

The dual technology multi-criteria fire detector uses detection of smoke by scattering of infra-red within the optical chamber coupled with thermal enhancement of the optical sensitivity, as well as providing temperature detection equivalent to grade A2. The smoke and heat channels can be controlled independently for day/night operation with intelligent data being evaluated by the Protec Algo-Tec™ 6000 interactive programmable algorithms.

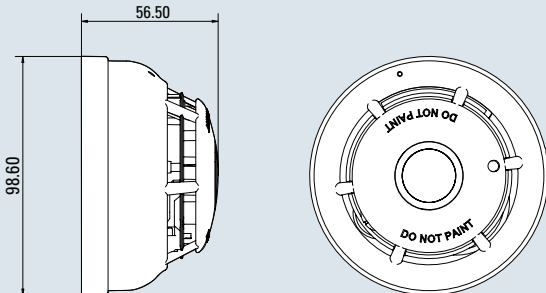
These sensors react across the range of fire products from large visible particles from smouldering fires to open flaming fires producing very hot smaller particles and

are therefore suitable for use in all smoke detection applications. The environmental conditioning algorithms can be selected to filter unwanted alarms and enhance performance.

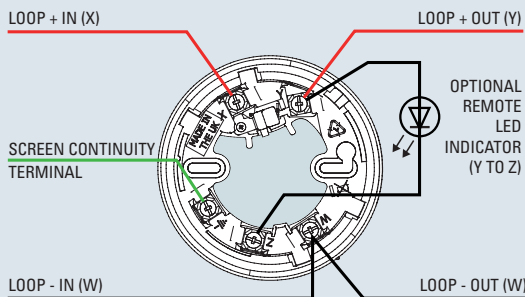
Technical Specification



Dimensions (mm)



Typical Wiring using 6000PLUS/BASE



Technical Specification:

Environment	-10°C to +50°C (95% R.H. non condensing)
Ingress Protection	IP41
Weight (excluding base)	90g
Loop Powered	Yes
Loop Standby Load	0.2mA
Loop Alarm Load	0.2mA
Loop Voltage	18 - 28V
Isolator	No
Device Protocol	Algo-Tec™ 6000PLUS
Relevant Standard	EN54 Part 5 & 7, AS 7240 Part 15 (5&7)

FAST™ Addressing

FAST™ (Firmware Addressed Secure Technology). Each Algo-Tec™ 6000 device is manufactured with a unique serial number factory programmed (firmware embedded) and device label. The label includes the serial number on two bar-coded segments, two of which are removable by the installer (one is a spare). The label is attached to an address location booklet, which is handed to the engineer prior to commissioning. During commissioning the engineer scans the address location booklet to download the loop, address and serial number details. The downloaded data is then checked and stored within the secure non-volatile memory of the control panel and the addressing is complete. FAST™ and easy eliminating troublesome and time consuming setting of address cards and DIL switches. FAST™ addressing is more secure than 'SOFT ADDRESSING' and easier to extend or amend, allowing greater flexibility and reduced costs.

RVAV™

RVAV™ (Remote Visual Address Verification). Once the system has been FAST™ addressed the correct location of each Algo-Tec™ device can be easily identified, using the device's in-built LED to indicate the device address number. The LED has a simple coded pulse, making it quick and easy to count. Because the control panel sends the RVAV™ signal to each device, the RVAV™ walk test is confirming that the devices are correctly addressed and correctly communicating. As-fitted Drawings and device labels can also be checked during RVAV™ walk test, without the disruption of activating devices commonly associated with other types of system.

BASE Options:

6000PLUS/BASE

- Low profile common mounting base

6000PLUS/FFBASE

- Fast fixing semi recessed base

Note - base options above are included in the product approval.



Company Policy is one of continuous improvement, we reserve the right to change specification without prior notice

Bosch Security Systems Pty Ltd, Suite 1, Level 2, 21 Solent Circuit, Baulkham Hills, NSW 2153, Australia © 2024 Bosch Security Systems Pty Ltd

Tel: +61 02 9842 4700 Web: www.protec.co.uk Email: protecanz.info@au.bosch.com